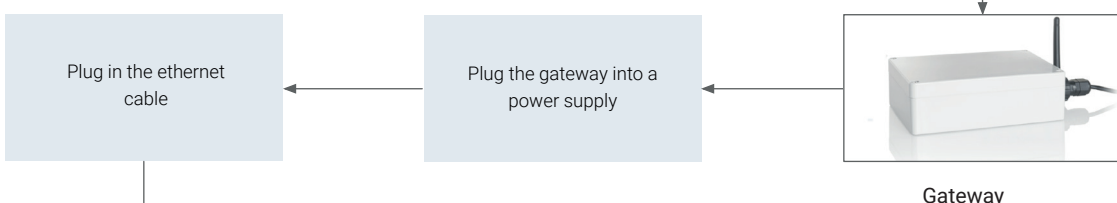




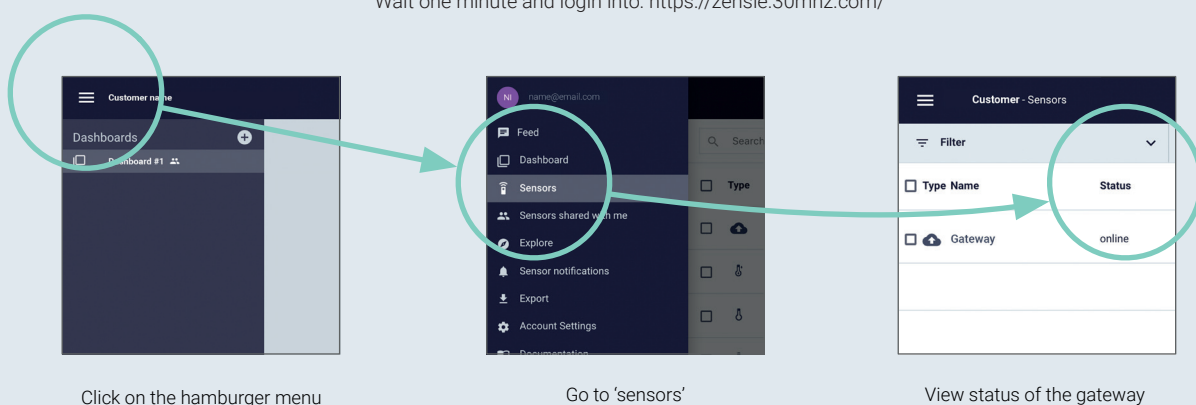
Deploying a 30MHz sensor platform

Congratulations, you're about to deploy a smart sensing network. Don't stress: it's painless and intuitive. The information below should help you get started, but if you have any further questions, don't hesitate to contact your 30MHz Account Manager, or get in touch via contact@30mhz.com.



Check if the gateway is online

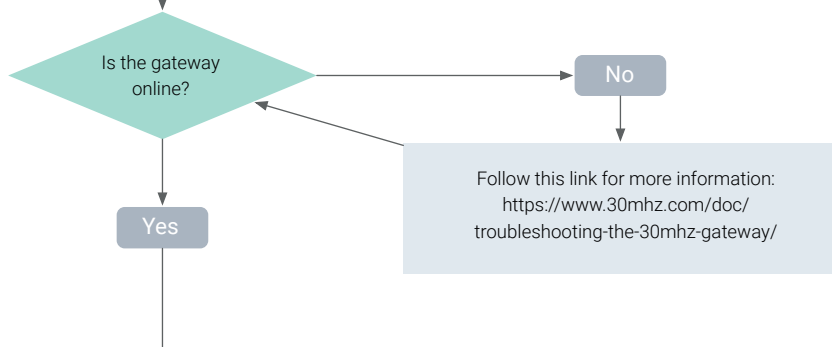
Wait one minute and login into: <https://zensie.30mhz.com/>



Click on the hamburger menu

Go to 'sensors'

View status of the gateway



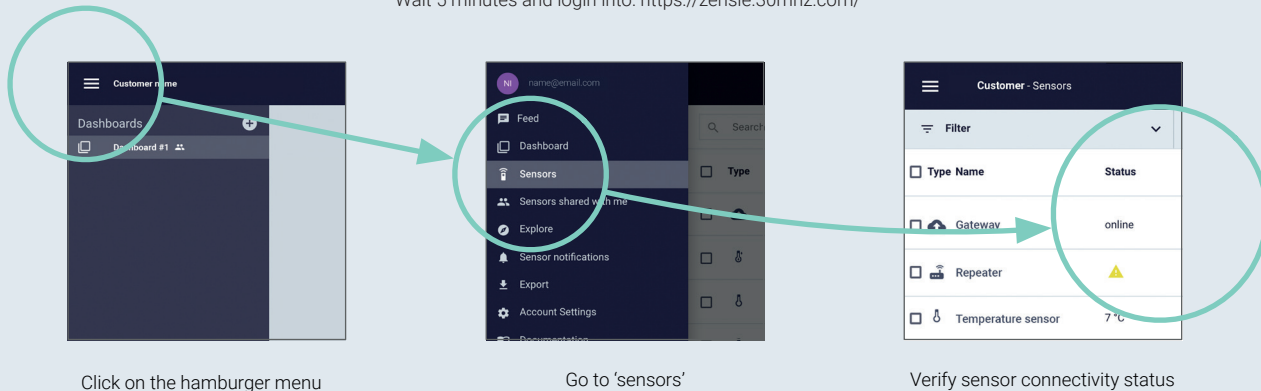
Install antenna to extend the reach of the gateway



Place all sensors and repeaters in the proximity of the gateway
Connect power where needed

Check if the sensors and repeaters are online

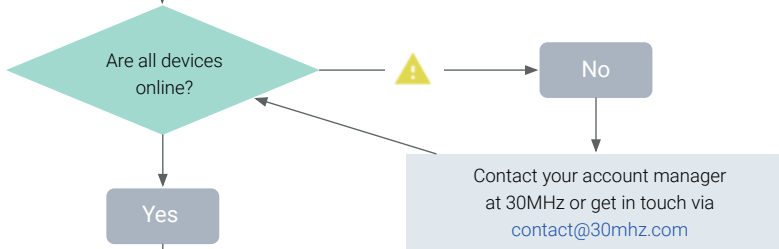
Wait 5 minutes and login into: <https://zensie.30mhz.com/>



Click on the hamburger menu

Go to 'sensors'

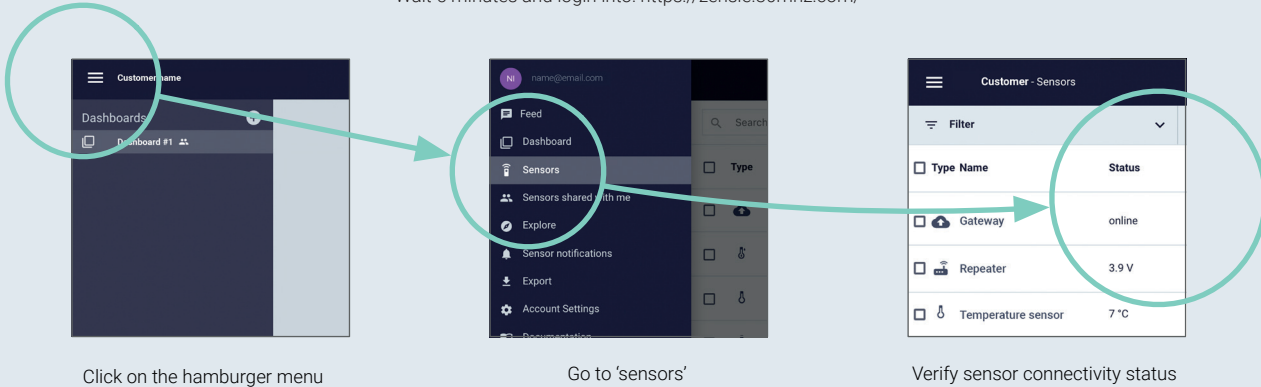
Verify sensor connectivity status



Install sensors in their final location

Check again whether the sensors and optional repeaters are online

Wait 5 minutes and login into: <https://zensie.30mhz.com/>



Click on the hamburger menu

Go to 'sensors'

Verify sensor connectivity status

Your sensor platform is up and running.

If you're still having trouble with connectivity, you likely need a repeater.
Get in touch with your account manager.
We're here to help.

www.30mhz.com